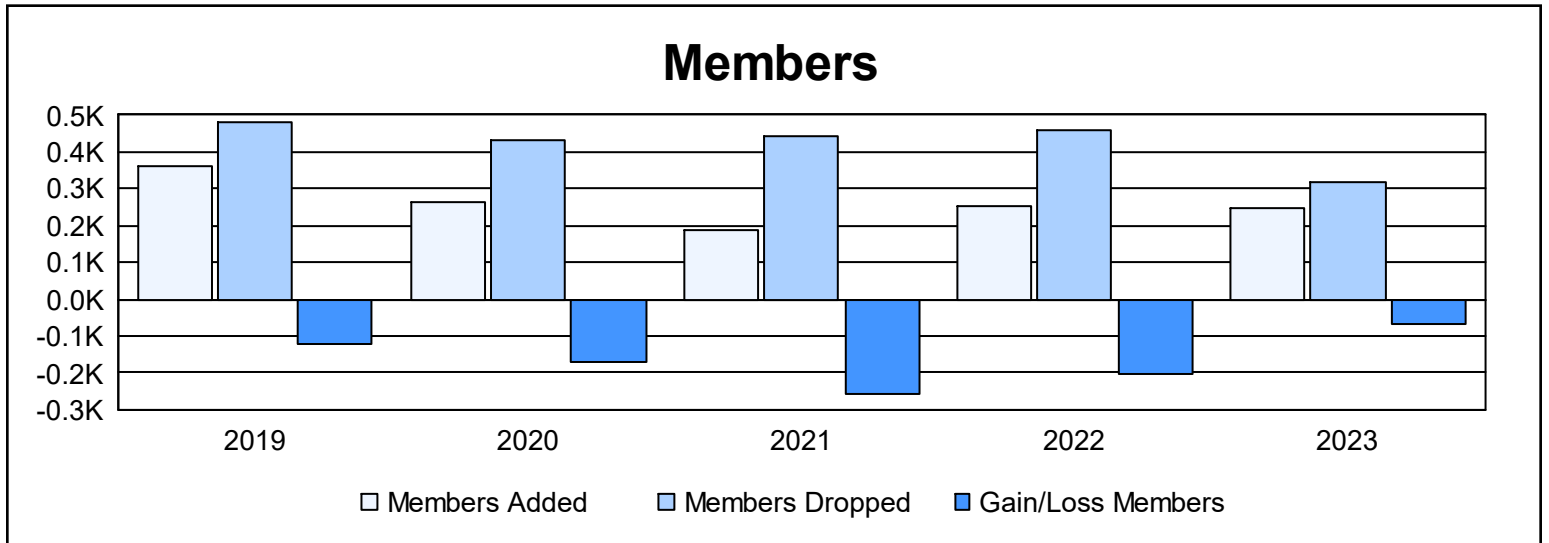
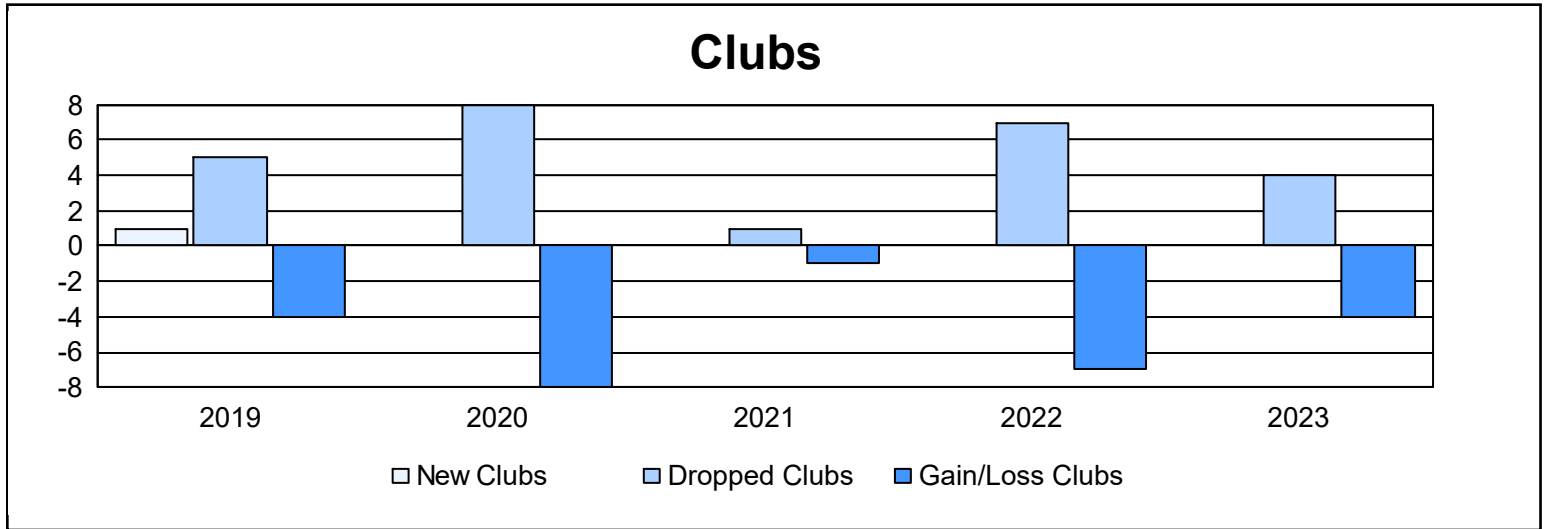
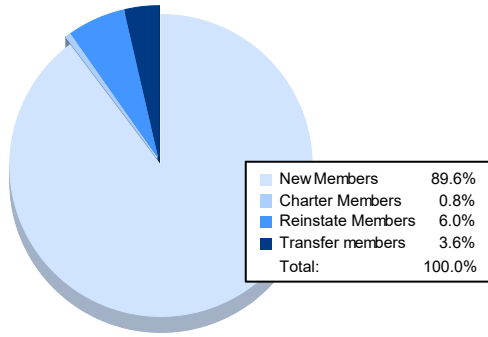


| Year | New Clubs | Dropped Clubs | Gain/ Loss Clubs | New Members | Charter Members | Reinstate Members | Transfer Members | Total Member Added | Total Members Dropped | Gain/ Loss Members |
|----------------|-----------|---------------|------------------|-------------|-----------------|-------------------|------------------|--------------------|-----------------------|--------------------|
| 2018-2019 | 1 | 5 | -4 | 304 | 28 | 20 | 10 | 362 | 483 | -121 |
| 2019-2020 | 0 | 8 | -8 | 208 | 34 | 9 | 11 | 262 | 434 | -172 |
| 2020-2021 | 0 | 1 | -1 | 129 | 5 | 42 | 12 | 188 | 443 | -255 |
| 2021-2022 | 0 | 7 | -7 | 226 | 2 | 14 | 13 | 255 | 458 | -203 |
| 2022-2023 | 0 | 4 | -4 | 224 | 2 | 15 | 9 | 250 | 316 | -66 |
| Average | 0 | 5 | -5 | 218 | 14 | 20 | 11 | 263 | 427 | -163 |



Membership Composition June 2023 Cumulative



Gender Composition June 2023 Cumulative

